

EVIRX

www.evirx.com



**People use Evirx to get
great at what they do.**

Ivy Le

ivy@evirx.com 706-410-1346

People use Evirx to ask deeply *important, personal, and complex* questions like...



- "Am I an effective teacher?"
- "Are we supervisors on the same page?"
- "What could I be doing better?"

These questions are difficult to phrase and nearly impossible to Google.

But they're easy to show.

The screenshot displays the EVIRx web application interface. At the top, there is a navigation bar with the EVIRx logo and the tagline "EVIDENCE. INTERPRETATION. SOLUTIONS.". Below the logo, there are navigation links: Home, Getting Started, VideoWurks, Blog, Support, Solutions, and Purchase. The main content area is divided into a left sidebar, a central video player, and a right sidebar.

Left Sidebar: A navigation menu with the following items:

- Media & Analysis
 - My Media
 - Academic Coach Video 2
 - Teacher Demo
 - 0:00:01 - 0:00:03 (demo1)
 - GTSM - Continuum of Practice (demo1)**
 - Autism Diagnostic (demo1)
 - Science Teacher Inquiry Rubric (demo1)
 - CLASE - Interpretive Lens for Assessment
 - Teacher Candidate Observation Instrument
 - Murray State Counseling Techniques
 - Layered Commentary Lens (demo1)
 - Evirx - Test Video.flv
 - Evirx - Test Video.flv
 - Shared Media
 - Messages
 - Portfolio Management
 - Shared Portfolios

Central Video Player: A video player showing a classroom scene. A teacher is standing at the front of the room, pointing at a large screen displaying a presentation. Several students are seated at desks, looking towards the screen. The video player includes a "Save" button, a "Delete" button, and a progress bar showing 00:00 / 00:02.

Right Sidebar: A sidebar with tabs for "Information", "Analysis", "Discussion", and "Digital Library". The "Analysis" tab is selected. The content under this tab includes:

- GTSM - Continuum of Practice
- Domain 1: Content & Curriculum
- Teachers demonstrate a strong knowledge of content area(s) appropriate for their certification levels.
- Attribute A: Demonstrates content knowledge in teaching area.
 - No Response
 - Emerging
 - Refining
 - Excelling
- Submit this clip to the Digital Library as an exemplar
- Attribute B: Demonstrates pedagogical content knowledge.
 - No Response
 - Emerging
 - Refining
 - Excelling
- Submit this clip to the Digital Library as an exemplar
- Attribute C: Engages in professional development activities to stay current in subject area.
 - No Response
 - Emerging
 - Refining
 - Excelling

Screenshot of a user applying an observation instrument to a video clip

How Evirx works:

1. Capture the event in question on video.
2. Upload your video alongside diagnostic tools.
3. Get detailed answers from a trusted expert. Evirx's platform connects you.



EVIRX


Evirx accepts any camera, any file type.

- Media And Analysis
 - Media & Analysis
 - My Media**
 - Shared Media
 - Messages
 - Portfolio Management
 - Shared Portfolios

The screenshot shows a web application interface for uploading files. On the left, there is a navigation menu with 'Media And Analysis' expanded to 'My Media'. The main content area features an 'Upload' button and tabs for 'Information', 'Analysis', 'Discussion', and 'Digital Library'. A file explorer window is open, displaying a list of files under the 'Converted Video' folder. The file 'testvideo' is selected. A 'Transfer queue' window shows the upload progress for 'testvi...' at 54%. A detailed progress window for 'testvideo.wmv' shows 54% completion, an estimated time left of 00:00:00 (416 KB of 756 KB copied), and a transfer rate of 402.6 KB/s (FTP mode). A 'Pause' button is visible in the detailed progress window.

- Media And Analysis
 - Media & Analysis
 - My Media
 - My Teaching Video
 - academic_coaching_demo.flv
 - 0:00:07 - 0:00:12 (demo1)
 - 0:00:11 - 0:00:14 (demo1)
 - testFILE0201112.flv
 - Lake.flv
 - Shared Media
 - Messages
 - Portfolio Management
 - Shared Portfolios

Analysis Sharing Delete



clear start 0:00:01 - 0:00:03 finish save

Information Analysis Discussion Digital Library

Filename

Available Users	
USERNAME	FULLNAME
admin	Sys Admin
arecesso	Art Recesso
libraryadministrator	Library Administrator

Add Add + clips/analysis

Current Permissions		
USERNAME	FULLNAME	CLIPS/ANALYSIS
demo2	Demo Two	YES
samplestuden	Sample Student	YES

Remove

Date Created

Date Modified

Discard Apply

- Media And Analysis
 - ▶ Media & Analysis
 - ▼ Portfolio Management
 - ▼ Meeting the Standards
 - ▼ Standard 1 Content Knowledge
 - 0:00:01 - 0:00:01 (demo1)
 - ▶ Standard 4 Assessment
 - ▶ Shared Portfolios

Delete Edit



Information Analysis **Discussion** Digital Library

- ▼ Discussion
 - ▼ (demo1) I am wondering how I might improve this activity with the children?
 - ▼ (demo1) This is a follow up comment



- ▼ Media & Analysis
 - ▼ My Media
 - ▶ Academic Coach Video 2
 - ▼ Teacher Demo
 - ▼ 0:00:01 - 0:00:03 (demo1)
 - GTSM - Continuum of Practice (de**
 - Autism Diagnostic (demo1)
 - Science Teacher Inquiry Rubric (d
 - CLASE - Interpretive Lens for Ass
 - Teacher Candidate Observation In
 - Murray State Counseling Techniq
 - Layered Commentary Lens (demo
 - ▶ Evirx - Test Video.flv
 - ▶ Evirx - Test Video.flv
 - ▶ Shared Media
 - ▶ Messages
 - ▶ Portfolio Management
 - ▶ Shared Portfolios

Save Delete

00:00 00:02

Information Analysis Discussion Digital Library

GTSM - Continuum of Practice

Domain 1: Content & Curriculum

Teachers demonstrate a strong knowledge of content area(s) appropriate for their certification levels

Attribute A: Demonstrates content knowledge in teaching area.

- No Response
- Emerging
- Refining
- Excelling

Submit this clip to the Digital Library as an exemplar

Attribute B: Demonstrates pedagogical content knowledge.

- No Response
- Emerging
- Refining
- Excelling

Submit this clip to the Digital Library as an exemplar

Attribute C: Engages in professional development activities to stay current in subject area.

- No Response
- Emerging
- Refining
- Excelling



We custom-embed your own rubrics.

Save

Delete

Information

Analysis

Discussion

Digital Library

- ▼ GTSM - Continuum of Practice

- ▼ Domain 1: Content & Curriculum

- ▼ Attribute A: Demonstrates content knowledge in teaching area.

- My Teaching Video (0:00:21 - 0:04:38 demo1)

- My Teaching Video (0:00:01 - 0:00:01 demo1)

- My Teaching Video (0:00:01 - 0:00:06 demo1)

- ▶ Attribute B: Demonstrates pedagogical content knowledge.

- ▶ Attribute C: Engages in professional development activities to stay current in subject area.

- ▶ Attribute D: Applies and connects curriculum to related subjects and students' lives.

- ▶ Attribute E: Accesses and uses content area teaching resources.

- ▶ Attribute F: Aligns content and curriculum with state and national content area standards.

- ▼ Domain 2: Knowledge of Students & Their Learning

- ▶ Attribute A: Supports all students in attaining challenging achievement goals.

- ▶ Attribute B: Supports student development based on readiness.

- ▶ Attribute C: Demonstrates rapport with students and respect for child's well-being.

- ▶ Attribute D: Accesses and uses student data and related information about the students' lives both inside and outside of class.

- ▶ Attribute E: Adapts instruction based on individual student development, readiness, learning styles, and special needs.

- ▶ Attribute F: Communicates student progress and cooperates with families to support student learning and development.

- ▼ Domain 3: Learning Environments

- ▶ Attribute A: Establishes a participatory, democratic learning community.

- ▶ Attribute B: Engages students in learning tasks through the effective management and allocation of classroom resources.

- ▶ Attribute C: Demonstrates effective classroom management.

- ▶ Attribute D: Motivates students to engage in learning activities.

- ▶ Attribute E: Establishes and maintains a culturally responsive classroom reflecting differences in student backgrounds.

- ▶ Attribute F: Utilizes resources to support students' academic, emotional and physical learning needs.

- ▶ Attribute G: Demonstrates effective verbal, nonverbal, and media communication to promote interaction in the classroom.

- ▼ Domain 4: Assessment

- ▶ Attribute A: Establishes a participatory, democratic learning community.

- ▶ Attribute B: Uses assessment data to plan instruction.

- ▶ Attribute C: Applies classroom-based assessments to plan, teach, and provide student feedback.




EVIR_X

Watch your Digital Library grow.


K12 School Systems and Principals must reconcile:

- Teacher evaluation should support teacher growth and development, but often is done punitively.
- Principals do not have the time, without interruptions, to provide meaningful feedback and support
- Legal and policy mandates are only going to make it more difficult to coach and support teachers



Teachers lack the support they need to succeed.

- Stakes are rising in teacher assessments, making it less likely they look for help from the principal.
- Instructional coaches can't always be there to observe and mentor when teachers need the most help
- Formal observations are too few and brief to improve practice
- Quality of feedback is low: checklists and broad observations aren't enough



Discussion/Questions

- How would you use this?
- How do you train field supervisors?
- Best practices in video reflection
- Do you already collaborate across campuses and subject matter?
- Could your partner schools benefit?
- What are your obstacles in supporting your teachers?

